

DIRECTIONS

Naloxone HCl Nasal Spray

4 mg

Emergency Treatment of Opioid Overdose

Important:

- For use in the nose only
- Do not test nasal spray device before use
- 1 nasal spray device contains 1 dose of medicine
- Each device sprays 1 time only



Unfold for
Directions

Naloxone HCl
Nasal Spray



1 CHECK

WAKE
UP



Step 1: CHECK if you suspect an overdose:

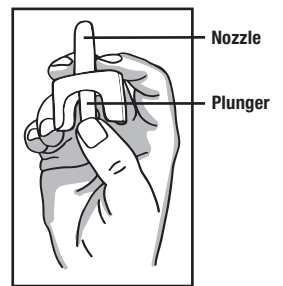
- **CHECK** for a suspected overdose:
the person will not wake up or is very sleepy or not breathing well
- yell “Wake up!”
- shake the person gently
- if the person is not awake, go to Step 2

2 GIVE

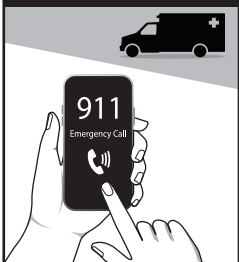


Step 2: GIVE 1st dose in the nose

- **HOLD** the nasal spray device with your thumb on the bottom of the plunger
- **INSERT** the nozzle into either NOSTRIL
- **PRESS** the plunger firmly to give the 1st dose
- 1 nasal spray device contains 1 dose



3 CALL

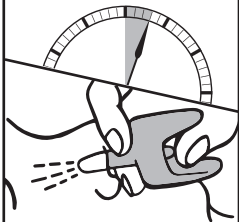


Step 3: CALL

- **CALL 911** immediately after giving the 1st dose

4 WATCH/GIVE

2-3 minutes



Step 4: WATCH & GIVE

- **WAIT** 2-3 minutes after the 1st dose to give the medicine time to work
- if the person wakes up: Go to Step 5
- if the person does not wake up:
 - **CONTINUE TO GIVE** doses every 2-3 minutes until the person wakes up
 - it is safe to keep giving doses

5 STAY



Step 5: STAY

- **STAY** until ambulance arrives: even if the person wakes up
- **GIVE** another dose if the person becomes very sleepy again
- You may need to give all the doses in the pack